



Kern Road Veterinary Clinic Newsletter

December 2016


Happy Paw-lidays!

Written by: Dr. Bernadette Hermann, DVM

Whether you are traveling or staying home for the holidays, it can mean a time of stress for your pet. If you are traveling, you have several options for pet care. Considering boarding your pet? It is always best to take their own food/treats. Be aware that boarding facilities will require certain vaccinations. We recommend having vaccines done 2-3 weeks before boarding to be fully protected. If your pet is prone to diarrhea when at the kennel speak with your veterinarian about

preventative medication and the possibility of a bland diet. Having a pet sitter? Make sure your pet sitter is authorized to make medical decisions. We have a form on our website for you to sign and leave at home. Even for your cats, make sure the sitter is stopping by twice daily to assess the pet's health and make sure they have access to food and water. Automatic food/waterers doesn't guarantee your pet will have food/water for your entire vacation. Also remember to pet-

proof your home before leaving! Staying home and hosting a party? Make sure your guests are aware of any anxiety or food restrictions your pet may have. Not everyone is aware that bones, grease and fatty foods are bad for cats and dogs. If your pet is anxious, talk with your veterinarian about the possibility of anti-anxiety medications. It might be best to leave them in a separate room away from the festivities or board them until the party is over.



105 Fowlerville Rd
Fowlerville, MI 48836
517-223-9618
www.kernroadvet.com



Your pet is limping: Why we might recommend x-rays

Whether your pet is limping from over exertion of exercise, took a nasty spill, or is just becoming a bit elderly, lameness can be serious for any pet. Many people ask us why we recommend radiographs (x-rays) for your pet when they present with limping. The answer is simple— we cannot see what's below the surface!




While we can palpate (feel) for general pain and discomfort in their soft tissues, the problem may very well lie in bones of the limb. Radiographs are a fantastic diagnostic tool that we have available to rule out broken bones, arthritis, and even cancer that are not always distinguishable without an x-ray. Radiographs are not always needed, but please discuss the possibility with your veterinarian when you have a limping pet.

Winter: Beat the Indoor boredom

As winter is fast approaching and the short, cold days are upon us, it's sometimes hard to find the motivation (and daylight) to properly exercise your dog. Here are a few in-door activities to ease some of the boredom and pent-up energy they may have.

- ◆ Fetch! Toss your dog a ball and have him bring it back to you– Remember to hide the breakables first!
- ◆ Laser Pointer– not just for your cat, some dogs find this entertaining as well.
- ◆ Hide and Seek– see if you and another family member can stump your canine friend by hiding then calling their name.



- ◆ Practice your manners– winter is great time to brush up on some of your basic obedience commands.
- ◆ Chasing bubbles– Most pet stores will sell pet-friendly bubbles. See how your dog handles jumping and chasing to pop them!
- ◆ Agility classes– some agility classes are actually held indoors! See if your pooch likes jumps, ramps, and tunnels!
- ◆ Obedience classes– maybe winter is just the opportunity you were looking to teach your old dog new tricks!



The Safety Hazards of Winter and what to know:

Winter brings not only frigid temps, icy roads and snow but also brings a few dangers to our pets.

- Salt can burn or irritate paw pads. Make sure you are using a pet-friendly salt on your sidewalks and driveways and ask your neighbors to do the same. Make sure you are checking paw pads and rinsing them with warm water every time they come in regardless of the type of salt they've been walking on to make sure the paws are clear.
- Be careful when you rough house with your dog outside. Paw pads & nails can get caught on hard snow or ice and tear. Also leg injuries are very common during this season as dogs can slip and fall on ice just like we do. Choose your playground wisely.
- Keep poisonous items out of reach! Washer fluid, radiator fluid, and coolant can all be severely toxic. Not to mention Poinsettias, holly, mistletoe, lilies & Christmas tree water!
- Make sure to limit your outdoor time during the really cold days. Just like humans, dogs get frostbite. Make sure if they are standing by the door, shivering or picking up a paw to let them in doors. If you have outdoor cats make sure they have a warm place to hunker down during the cold days.
- Don't forget your equine friends when you're cozy by the fireplace. Blanket them when appropriate and ALWAYS make sure they have access to un-frozen water at all times. This goes for your outdoor kitties too!
- Adding some more forage to a horse's diet might be called for to increase their body temperatures by digesting more hay.
- Tinsel, wrapping paper, ribbon, and the garbage can all look appealing to your pet so make sure these don't become a foreign body!
- Electrical cords can be very inviting for a nibble so monitor them closely.
- Potpourri, candles and wax burners may smell good but can be toxic to pets!
- Critters such as rodents, birds and stray cats may find warmth in your engine! Think about banging on your hood when your first start up your car to scare away any unwanted visitors.

Unless you travel down to Florida, we must all weather through the winter season. Be aware and prepared for your pet's safety.





Keeping your senior horse's weight for winter!

Written by: Dr. Iris Foote, DVM

Do you have an elderly horse that you are struggling to keep weight on during the winter? Here are a few suggestions!

Have you had their teeth checked in the past 6 months? Older horses often have molars that do not have a great grinding surface making it difficult to masticate their feed. They also may have other dental abnormalities such as cavities or infected roots that make it painful to chew.

Seniors can also have a medical condition that is decreasing the ability of the horse to absorb food from the intestinal tract.

It is important to provide ample amounts of good quality hay, soaked hay cubes, or pellets. In addition it is important to supplement with a high fat grain or senior food. If they are still losing weight you can add vegetable or corn oil as a top dressing to add extra calories.

Also make sure your older equine isn't in a herd with a horse that is food defensive. Bullies in a herd can chase older equines away from the plentiful food you are providing.



Finally, older horses may need to wear a blanket to decrease the calories that are used to keep them warm. If you have a skinny older horse who begins to lose weight during the winter be sure to check in with one of our equine doctors before they get too skinny.

Things happening at Kern Road Veterinary Clinic

Re-cap of Merial's "Scope Day"

On November 15th, Merial hosted a "Scope Day" at Kern Road Vet. We had 16 equine gastric endoscopy's looking for stomach ulcers. Out of the 16 horses we scoped, 14 were found to have ulcers that required treatment! It was a fun filled day with dinner and an ulcer presentation that followed at Aubree's in Howell. Thank you to all who participated and thanks to our host Merial!



Christmas in the Ville- Recap

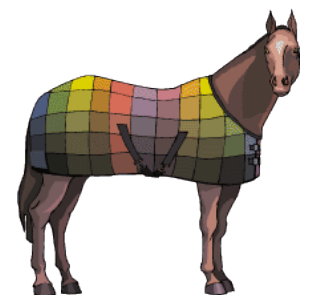
On December 3rd, Kern Road Vet participated in it's 3rd "Christmas in the Ville". We hope you saw and waved to us as we walked by with our Kern Road Vet Clinic look-a-like float.


Kern Road also sponsored the Pet Parade located in Centennial Park. We saw tons of dogs and cats dressed up in their holiday gear! The ultimate winner was Margaret Minock with Cupcakes. Heather Montgomery and Roxi were 2nd with Jason Loomis and Tucker coming in 3rd.

We enjoy this event each and every year and this year was an absolute blast!

To blanket or not to blanket?

Are you having trouble deciding when to blanket or not blanket your horse for the winter. Did you know that a horse's hair coat is designed to keep them warm during even the harshest of temperatures? Horse hair will stand up during the cold days to trap their body heat against themselves. If your horse has a sufficient winter coat and has access to shelter throughout the day, it may not be necessary to blanket. When you see a layer of snow on your horse- it actually means that they are trapping their body heat sufficiently enough to not melt the snow! This keeps them both dry and warm! There are a few reasons to consider blanketing your equine friends: Have you body clipped your horse during it's winter coat growing months? Is your horse very young or elderly? Is your horse thin and struggling to maintain weight during winter? Has your horse recently relocated from a warm climate? These are times when a blanket might be necessary. Please feel free to discuss blanketing concerns with your veterinarian.





Kern Road Veterinary Clinic

105 Fowlerville Rd
Fowlerville, MI 48836
Ph-517-223-9618

If you received this newsletter in the mail and would like to receive future correspondence electronically please provide us with your email address at info@kernroadvet.com



Farewell to Dr. Cadena

Our hearts are filled with joy and sadness as our equine associate veterinarian, Dr. Christy Cadena departs from our practice at the end of December. She has been a valuable member to the Kern Road Team for over 10 years. We wish her the very best in her future endeavors.

Message from Dr. Cadena:

Many thanks to all of you who worked with me as a team player for the health and soundness of your horse. I am forever grateful to you and Kern Road Veterinary Clinic for these valuable experiences and advancing my career. Thank you.

